



Higher Mathematics

Vectors

Contents

Vectors			1
1	Vectors and Scalars	EF	1
2	Components	EF	1
3	Magnitude	EF	3
4	Equal Vectors	EF	4
5	Addition and Subtraction of Vectors	EF	5
6	Multiplication by a Scalar	EF	7
7	Position Vectors	EF	8
8	Basis Vectors	EF	9
9	Collinearity	EF	10
10	Dividing Lines in a Ratio	EF	11
11	The Scalar Product	EF	14
12	The Angle Between Vectors	EF	17
13	Perpendicular Vectors	EF	20
14	Properties of the Scalar Product	EF	21

CfE Edition

This document was produced specially for the HSN.uk.net website, and we require that any copies or derivative works attribute the work to Higher Still Notes.

For more details about the copyright on these notes, please see
<http://creativecommons.org/licenses/by-nc-sa/2.5/scotland/>

Vectors

1 Vectors and Scalars

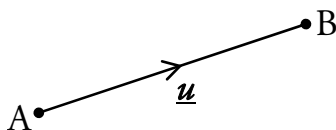
EF

A **scalar** is a quantity with magnitude (size) only – for example, an amount of money or a length of time.

Sometimes size alone is not enough to describe a quantity – for example, directions to the nearest shop. For this we need to know a magnitude (i.e. how far), *and* a direction.

Quantities with magnitude and direction are called **vectors**.

A vector is named either by using the letters at the end of a directed line segment (e.g. \overrightarrow{AB} represents a vector starting at point A and ending at point B) or by using a bold letter (e.g. \mathbf{u}). You will see bold letters used in printed text, but in handwriting you should just underline the letter.



Throughout these notes, we will show vectors in bold as well as underlining them (e.g. \mathbf{u}).

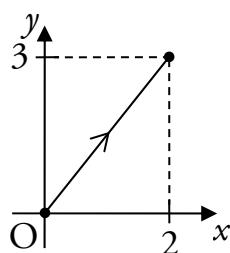
2 Components

EF

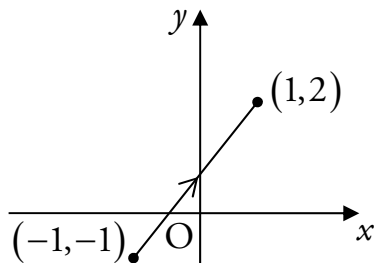
A vector may be represented by its **components**, which we write in a column. For example,

$\begin{pmatrix} 2 \\ 3 \end{pmatrix}$ is a vector in two dimensions.

In this case, the first component is 2 and this tells us to move 2 units in the x -direction. The second component tells us to move 3 units in the y -direction. So if the vector starts at the origin, it will look like:



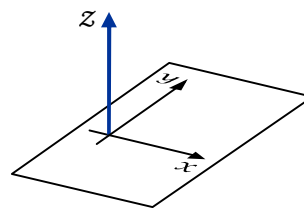
Note that we write the components in a column to avoid confusing them with coordinates. The following diagram also shows the vector $\begin{pmatrix} 2 \\ 3 \end{pmatrix}$, but in this case it does not start at the origin.



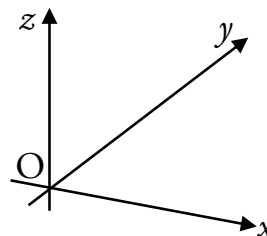
Vectors in Three Dimensions

In a vector with three components, the first two tell us how many units to move in the x - and y -directions, as before. The third component specifies how far to move in the z -direction.

When looking at a pair of (x, y) -axes, the z -axis points out of the page from the origin.



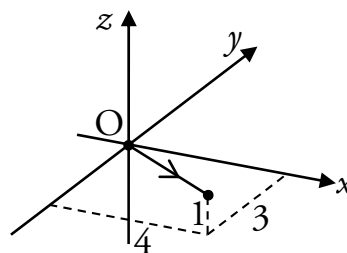
A set of 3D axes can be drawn on a page as shown to the right.



For example,

$$\begin{pmatrix} 4 \\ -3 \\ 1 \end{pmatrix}$$

is a vector in three dimensions. This vector is shown in the diagram, starting from the origin.



Zero Vectors

Any vector with all components zero is called a zero vector and can be written

as $\underline{\mathbf{0}}$, e.g. $\begin{pmatrix} 0 \\ 0 \\ 0 \end{pmatrix} = \underline{\mathbf{0}}$.

3 Magnitude

EF

The **magnitude** (or length) of a vector \underline{u} is written as $|\underline{u}|$. It can be calculated as follows.

$$\text{If } \underline{u} = \begin{pmatrix} a \\ b \end{pmatrix} \text{ then } |\underline{u}| = \sqrt{a^2 + b^2}$$

$$\text{If } \underline{u} = \begin{pmatrix} a \\ b \\ c \end{pmatrix} \text{ then } |\underline{u}| = \sqrt{a^2 + b^2 + c^2}$$

EXAMPLES

1. Given $\underline{u} = \begin{pmatrix} 5 \\ -12 \end{pmatrix}$, find $|\underline{u}|$.

2. Find the length of $\underline{a} = \begin{pmatrix} -\sqrt{5} \\ 6 \\ 3 \end{pmatrix}$.

Unit Vectors

Any vector with a magnitude of one is called a **unit vector**. For example:

$$\begin{aligned} \text{if } \underline{u} = \begin{pmatrix} \frac{1}{2} \\ 0 \\ \frac{\sqrt{3}}{2} \end{pmatrix} \text{ then } |\underline{u}| &= \sqrt{\left(\frac{1}{2}\right)^2 + 0^2 + \left(\frac{\sqrt{3}}{2}\right)^2} \\ &= \sqrt{\frac{4}{4}} \\ &= 1 \text{ unit.} \end{aligned}$$

So \underline{u} is a unit vector.

Distance in Three Dimensions

The distance between the points A and B is $d_{AB} = |\overline{AB}|$ units.

For example, given $\overline{AB} = \begin{pmatrix} -1 \\ 2 \\ 5 \end{pmatrix}$, we find $d_{AB} = \sqrt{(-1)^2 + 2^2 + 5^2} = \sqrt{30}$.

In fact, there is a three-dimensional version of the distance formula.

The distance d between the points (x_1, y_1, z_1) and (x_2, y_2, z_2) is

$$d = \sqrt{(x_2 - x_1)^2 + (y_2 - y_1)^2 + (z_2 - z_1)^2} \text{ units.}$$

EXAMPLE

Find the distance between the points $(-1, 4, 1)$ and $(0, 5, -7)$.

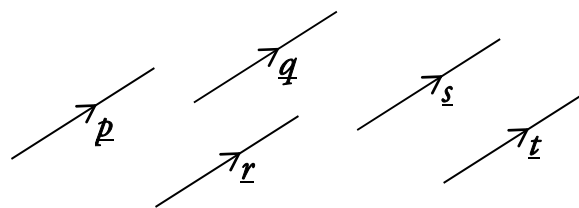
4 Equal Vectors

EF

Vectors with the same magnitude and direction are equal.

For example, all the vectors shown to the right are equal.

If vectors are equal to each other, then all of their components are equal, i.e.



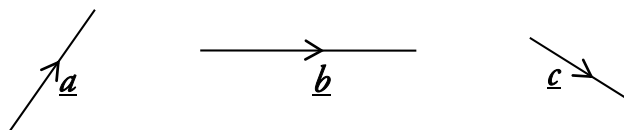
$$\text{if } \begin{pmatrix} a \\ b \\ c \end{pmatrix} = \begin{pmatrix} d \\ e \\ f \end{pmatrix} \text{ then } a = d, b = e \text{ and } c = f.$$

Conversely, two vectors are only equal if all of their components are equal.

5 Addition and Subtraction of Vectors

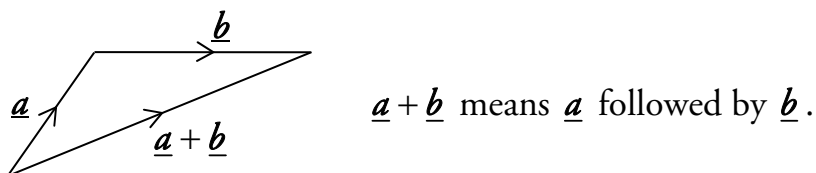
EF

Consider the following vectors:

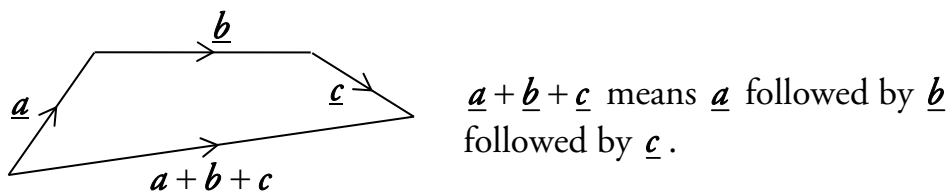


Addition

We can construct $\underline{a} + \underline{b}$ as follows:



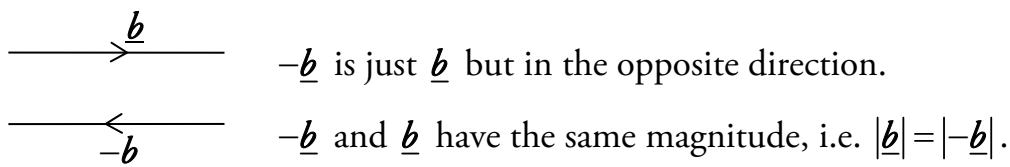
Similarly, we can construct $\underline{a} + \underline{b} + \underline{c}$ as follows:



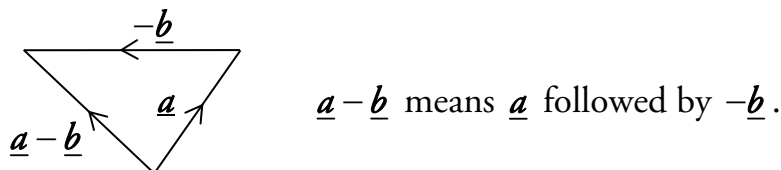
To add vectors, we position them nose-to-tail. Then the sum of the vectors is the vector between the first tail and the last nose.

Subtraction

Now consider $\underline{a} - \underline{b}$. This can be written as $\underline{a} + (-\underline{b})$, so if we first find $-\underline{b}$, we can use vector addition to obtain $\underline{a} - \underline{b}$.



Therefore we can construct $\underline{a} - \underline{b}$ as follows:



Using Components

If we have the components of vectors, then things become much simpler.

The following rules can be used for addition and subtraction.

$$\begin{pmatrix} a \\ b \\ c \end{pmatrix} + \begin{pmatrix} d \\ e \\ f \end{pmatrix} = \begin{pmatrix} a+d \\ b+e \\ c+f \end{pmatrix}$$

add the components

$$\begin{pmatrix} a \\ b \\ c \end{pmatrix} - \begin{pmatrix} d \\ e \\ f \end{pmatrix} = \begin{pmatrix} a-d \\ b-e \\ c-f \end{pmatrix}$$

subtract the components

EXAMPLES

1. Given $\underline{u} = \begin{pmatrix} 1 \\ 5 \\ 2 \end{pmatrix}$ and $\underline{v} = \begin{pmatrix} -1 \\ 2 \\ 0 \end{pmatrix}$, calculate $\underline{u} + \underline{v}$ and $\underline{u} - \underline{v}$.

2. Given $\underline{p} = \begin{pmatrix} 4 \\ \frac{3}{2} \\ 3 \end{pmatrix}$ and $\underline{q} = \begin{pmatrix} -1 \\ 3 \\ -\frac{6}{5} \end{pmatrix}$, calculate $\underline{p} - \underline{q}$ and $\underline{q} + \underline{p}$.

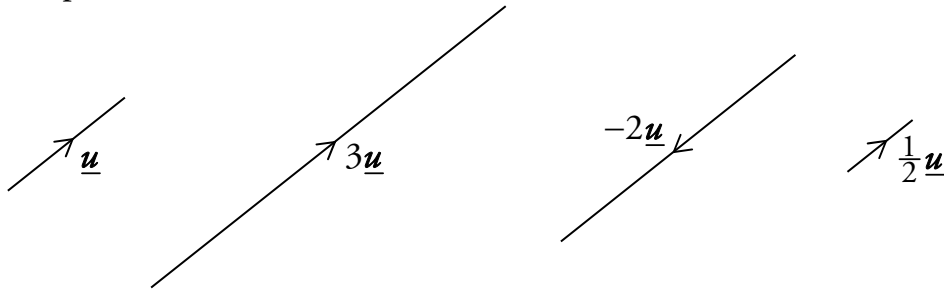
6 Multiplication by a Scalar

EF

A vector \underline{u} which is multiplied by a scalar $k > 0$ will give the result $k\underline{u}$. This vector will be k times as long, i.e. the magnitude will be $k|\underline{u}|$.

Note that if $k < 0$ this means that the vector $k\underline{u}$ will be in the opposite direction to \underline{u} .

For example:



$$\text{If } \underline{u} = \begin{pmatrix} a \\ b \\ c \end{pmatrix} \text{ then } k\underline{u} = \begin{pmatrix} ka \\ kb \\ kc \end{pmatrix}.$$

Each component is multiplied by the scalar.

EXAMPLES


1. Given $\underline{v} = \begin{pmatrix} 1 \\ 5 \\ -3 \end{pmatrix}$, find $3\underline{v}$.

2. Given $\underline{r} = \begin{pmatrix} -6 \\ 3 \\ 1 \end{pmatrix}$, find $-4\underline{r}$.

Negative Vectors

The negative of a vector is the vector multiplied by -1 .

If we write a vector as a directed line segment \overline{AB} , then $-\overline{AB} = \overline{BA}$:



7 Position Vectors

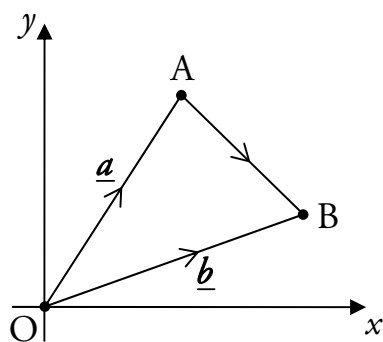
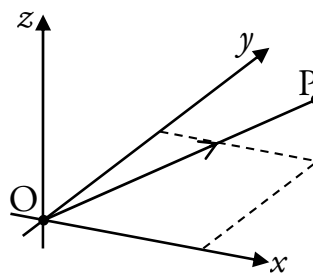
EF

\overline{OA} is called a **position vector** of point A relative to the origin O, and is written as \underline{a} .

\overline{OB} is called the position vector of point B, written \underline{b} .

Given $P(x, y, z)$, the position vector \overline{OP} or

\underline{p} has components $\begin{pmatrix} x \\ y \\ z \end{pmatrix}$.



To move from point A to point B we can move back along the vector \underline{a} to the origin, and along vector \underline{b} to point B.

$$\begin{aligned}\overline{AB} &= \overline{AO} + \overline{OB} \\ &= -\overline{OA} + \overline{OB} \\ &= -\underline{a} + \underline{b} \\ &= \underline{b} - \underline{a}\end{aligned}$$

For the vector joining any two points P and Q, $\overline{PQ} = \underline{q} - \underline{p}$.

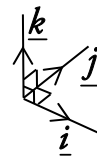
EXAMPLE

R is the point $(2, -2, 3)$ and S is the point $(4, 6, -1)$. Find \overline{RS} .

8 Basis Vectors

EF

A vector may also be defined in terms of the basis vectors \underline{i} , \underline{j} and \underline{k} . These are three mutually perpendicular unit vectors (i.e. they are perpendicular to each other).



These basis vectors can be written in component form as

$$\underline{i} = \begin{pmatrix} 1 \\ 0 \\ 0 \end{pmatrix}, \quad \underline{j} = \begin{pmatrix} 0 \\ 1 \\ 0 \end{pmatrix} \quad \text{and} \quad \underline{k} = \begin{pmatrix} 0 \\ 0 \\ 1 \end{pmatrix}.$$

Any vector can be written in **basis form** using \underline{i} , \underline{j} and \underline{k} . For example:

$$\begin{pmatrix} 2 \\ -3 \\ 6 \end{pmatrix} = 2 \begin{pmatrix} 1 \\ 0 \\ 0 \end{pmatrix} - 3 \begin{pmatrix} 0 \\ 1 \\ 0 \end{pmatrix} + 6 \begin{pmatrix} 0 \\ 0 \\ 1 \end{pmatrix} = 2\underline{i} - 3\underline{j} + 6\underline{k}.$$

There is no need for the working above if the following is used:

$$a\underline{i} + b\underline{j} + c\underline{k} = \begin{pmatrix} a \\ b \\ c \end{pmatrix}.$$

9 Collinearity

EF

In Straight Lines, we learned that points are collinear if they lie on the same straight line.

The points A, B and C in 3D space are collinear if \overline{AB} is parallel to \overline{BC} , with B a common point.

Note that we *cannot* find gradients in three dimensions – instead we use the following.

Non-zero vectors are **parallel** if they are scalar multiples of the same vector.

For example:

If $\underline{u} = \begin{pmatrix} 2 \\ 1 \\ 4 \end{pmatrix}$ and $\underline{v} = \begin{pmatrix} 6 \\ 3 \\ 12 \end{pmatrix} = 3 \begin{pmatrix} 2 \\ 1 \\ 4 \end{pmatrix} = 3\underline{u}$ then \underline{u} and \underline{v} are parallel.

If $\underline{p} = \begin{pmatrix} 15 \\ 9 \\ -6 \end{pmatrix} = 3 \begin{pmatrix} 5 \\ 3 \\ -2 \end{pmatrix}$ and $\underline{q} = \begin{pmatrix} 20 \\ 12 \\ -8 \end{pmatrix} = 4 \begin{pmatrix} 5 \\ 3 \\ -2 \end{pmatrix}$ then \underline{p} and \underline{q} are parallel.

EXAMPLE

A is the point (1, -2, 5), B(8, -5, 9) and C(22, -11, 17).

Show that A, B and C are collinear.

10 Dividing Lines in a Ratio

EF

There is a simple process for finding the coordinates of a point which divides a line segment in a given ratio.

EXAMPLE

1. P is the point $(-2, 4, -1)$ and R is the point $(8, -1, 19)$.

The point T divides PR in the ratio $2 : 3$. Find the coordinates of T.

Step 1

Make a sketch of the line, showing the ratio in which the point divides the line segment.

Step 2

Using the sketch, equate the ratio of the two lines with the given ratio.

Step 3

Cross multiply, then change directed line segments to position vectors.

Step 4

Rearrange to give the position vector of the unknown point.

Step 5

From the position vector, state the coordinates of the unknown point.

Using the Section Formula

The previous method can be condensed into a formula as shown below.

If the point P divides the line AB in the ratio $m : n$, then:

$$\underline{p} = \frac{n\underline{a} + m\underline{b}}{n + m},$$

where \underline{a} , \underline{b} and \underline{p} are the position vectors of A, B and P respectively.

It is not necessary to know this, since the approach explained above will always work.

EXAMPLE

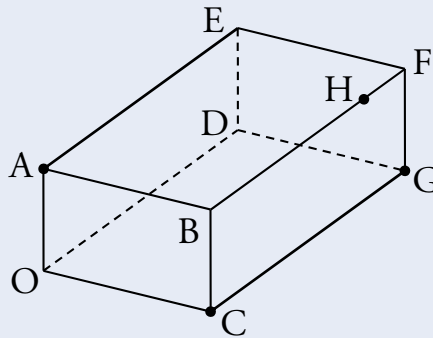
2. P is the point $(-2, 4, -1)$ and R is the point $(8, -1, 19)$.

The point T divides PR in the ratio $2 : 3$. Find the coordinates of T.

Further Examples

EXAMPLES

3. The cuboid OABCDEFG is shown in the diagram.



The point A has coordinates $(0,0,5)$, $C(8,0,0)$ and $G(8,12,0)$. The point H divides BF in the ratio $4:1$. Find the coordinates of H.

Note

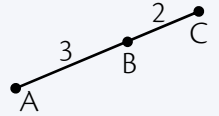
$$\frac{BH}{BF} = \frac{4}{5}, \text{ so } \overrightarrow{BH} = \frac{4}{5}\overrightarrow{BF}.$$

4. The points $P(6,1,-3)$, $Q(8,-3,1)$ and $R(9,-5,3)$ are collinear. Find the ratio in which Q divides PR.

5. The points $A(7, -4, -4)$, $B(13, 5, -7)$ and C are collinear. Given that B divides AC in the ratio $3:2$, find the coordinates of C .

Note

A sketch may help you to see this:



11 The Scalar Product

EF

So far we have added and subtracted vectors and multiplied a vector by a scalar. Now we will consider the scalar product, which is a form of vector multiplication.

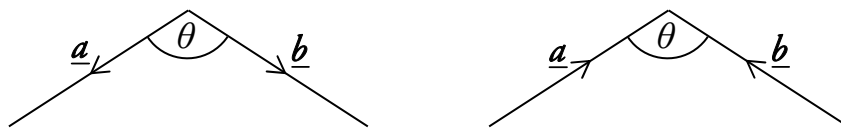
The **scalar product** is denoted by $\underline{a} \cdot \underline{b}$ (sometimes it is called the dot product) and can be calculated using the formula:

$$\underline{a} \cdot \underline{b} = |\underline{a}| |\underline{b}| \cos \theta,$$

where θ is the angle between the two vectors \underline{a} and \underline{b} .

This formula is given in the exam.

The definition above assumes that the vectors \underline{a} and \underline{b} are positioned so that they both point away from the angle, or both point into the angle.



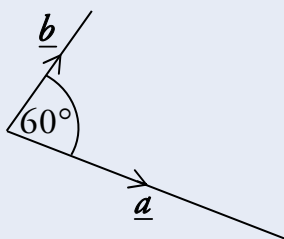
However, if one vector is pointing away from the angle, while the other points into the angle,



we find that $\underline{a} \cdot \underline{b} = -|\underline{a}||\underline{b}|\cos\theta$.

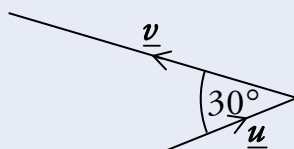
EXAMPLES

- Two vectors, \underline{a} and \underline{b} have magnitudes 7 and 3 units respectively and are at an angle of 60° to each other as shown below.



What is the value of $\underline{a} \cdot \underline{b}$?

- The vector \underline{u} has magnitude k and \underline{v} is twice as long as \underline{u} . The angle between \underline{u} and \underline{v} is 30° , as shown below.



Find an expression for $\underline{u} \cdot \underline{v}$ in terms of k .

Remember

When one vector points in and one points out,

$$\underline{u} \cdot \underline{v} = -|\underline{u}||\underline{v}|\cos\theta.$$

The Component Form of the Scalar Product

The scalar product can also be calculated as follows:

$$\underline{a} \cdot \underline{b} = a_1 b_1 + a_2 b_2 + a_3 b_3 \quad \text{where } \underline{a} = \begin{pmatrix} a_1 \\ a_2 \\ a_3 \end{pmatrix} \text{ and } \underline{b} = \begin{pmatrix} b_1 \\ b_2 \\ b_3 \end{pmatrix}$$

This is given in the exam.

EXAMPLES

3. Find $\underline{p} \cdot \underline{q}$, given that $\underline{p} = \begin{pmatrix} 1 \\ 2 \\ -3 \end{pmatrix}$ and $\underline{q} = \begin{pmatrix} 2 \\ 2 \\ 3 \end{pmatrix}$.

4. If A is the point (2, 3, 9), B(1, 4, -2) and C(-1, 3, -6), calculate $\overline{AB} \cdot \overline{AC}$.

12 The Angle Between Vectors

EF

The formulae for the scalar product can be rearranged to give the following equations, both of which can be used to calculate θ , the angle between two vectors.

$$\cos \theta = \frac{\underline{a} \cdot \underline{b}}{|\underline{a}| |\underline{b}|} \quad \text{or} \quad \cos \theta = \frac{a_1 b_1 + a_2 b_2 + a_3 b_3}{|\underline{a}| |\underline{b}|}.$$

Look back to the formulae for finding the scalar product, given on the previous pages. Notice that the first equation is simply a rearranged form of the one which can be used to find the scalar product. Also notice that the second simply replaces $\underline{a} \cdot \underline{b}$ with the component form of the scalar product.

These formulae are *not* given in the exam but can both be easily derived from the formulae on the previous pages (which *are* given in the exam).

EXAMPLES



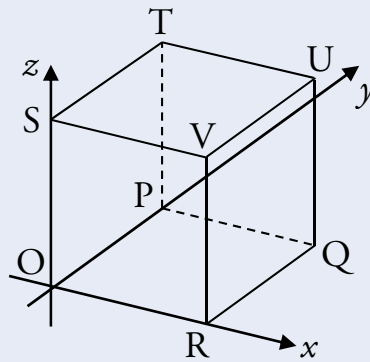
- Calculate the angle θ between vectors $\underline{p} = 3\underline{i} + 4\underline{j} - 2\underline{k}$ and $\underline{q} = 4\underline{i} + \underline{j} + 3\underline{k}$.



2. K is the point $(1, -7, 2)$, $L(-3, 3, 4)$ and $M(2, 5, 1)$. Find \widehat{KLM} .



3. The diagram below shows the cube OPQRSTUV.



The point R has coordinates $(4,0,0)$.

- Write down the coordinates of T and U.
- Find the components of \overrightarrow{RT} and \overrightarrow{RU} .
- Calculate the size of angle TRU.

13 Perpendicular Vectors

EF

If \underline{a} and \underline{b} are perpendicular then $\underline{a} \cdot \underline{b} = 0$.

$$\begin{aligned} \text{This is because } \underline{a} \cdot \underline{b} &= |\underline{a}| |\underline{b}| \cos \theta \\ &= |\underline{a}| |\underline{b}| \cos 90^\circ \quad (\theta = 90^\circ \text{ since perpendicular}) \\ &= 0 \quad (\text{since } \cos 90^\circ = 0) \end{aligned}$$

Conversely, if $\underline{a} \cdot \underline{b} = 0$ then \underline{a} and \underline{b} are perpendicular.

EXAMPLES

- Two vectors are defined as $\underline{a} = 4\underline{i} + 2\underline{j} - 5\underline{k}$ and $\underline{b} = 2\underline{i} + \underline{j} + 2\underline{k}$.
Show that \underline{a} and \underline{b} are perpendicular.

- $\overrightarrow{PQ} = \begin{pmatrix} 4 \\ a \\ 7 \end{pmatrix}$ and $\overrightarrow{RS} = \begin{pmatrix} 2 \\ -3 \\ a \end{pmatrix}$ where a is a constant.

Given that \overrightarrow{PQ} and \overrightarrow{RS} are perpendicular, find the value of a .

14 Properties of the Scalar Product

EF

Some properties of the scalar product are as follows:

$$\underline{a} \cdot \underline{b} = \underline{b} \cdot \underline{a}$$

$$\underline{a} \cdot (\underline{b} + \underline{c}) = \underline{a} \cdot \underline{b} + \underline{a} \cdot \underline{c} \quad (\text{Expanding brackets})$$

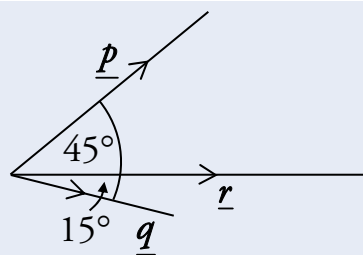
$$\underline{a} \cdot \underline{a} = |\underline{a}|^2$$

Note that these are not given in the exam.

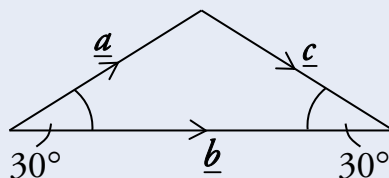
EXAMPLES

1. In the diagram, $|\underline{p}| = 3$, $|\underline{r}| = 4$ and $|\underline{q}| = 2$.

Calculate $\underline{p} \cdot (\underline{q} + \underline{r})$.



2. In the diagram below $|\underline{a}| = |\underline{c}| = 2$ and $|\underline{b}| = 2\sqrt{3}$.



Calculate $\underline{a} \cdot (\underline{a} + \underline{b} + \underline{c})$.

Remember

$\underline{a} \cdot \underline{c} = -|\underline{a}||\underline{c}|\cos\theta_2$
since \underline{a} points to θ_2 and \underline{c} points away.